

Signify Classified - Internal
Cooper Lighting Solutions Photometric Lab
1121 Highway 74 South
Peachtree City, GA 30269



Scaled data based on original data using
LM-79-08 Approved Method: Electrical and Photometric Measurements of Solid-
State Lighting Products

Test Report Prepared for
Cooper Lighting Solutions
(formerly Eaton)

Brand: STREETWORKS

Report Number: P867619

Luminaire Tested: **MEM2-HTN-SA-60-730-U-T3**

Issue Date: 08/21/2024

Test Information

Test Method: LM-79-08
Report Number: P867619
Test Lab: INNOVATION CENTER(G3)
Issue Date: 08/21/2024
Manufacturer: COOPER LIGHTING SOLUTIONS (FORMERLY EATON)
Product Line: STREETWORKS
Catalog Number: MEM2-HTN-SA-60-730-U-T3
Description: EPIC MODERN TALL HOUSING DISCRETE LED ARRAYS 60W 70CRI 3000K
FITXURE w/ TYPE III DISTRIBUTION OPTIC
Light Source: (20) 3000K CCT, 70 CRI LEDS
Ballast/Driver: ELECTRONIC DRIVER

Summary

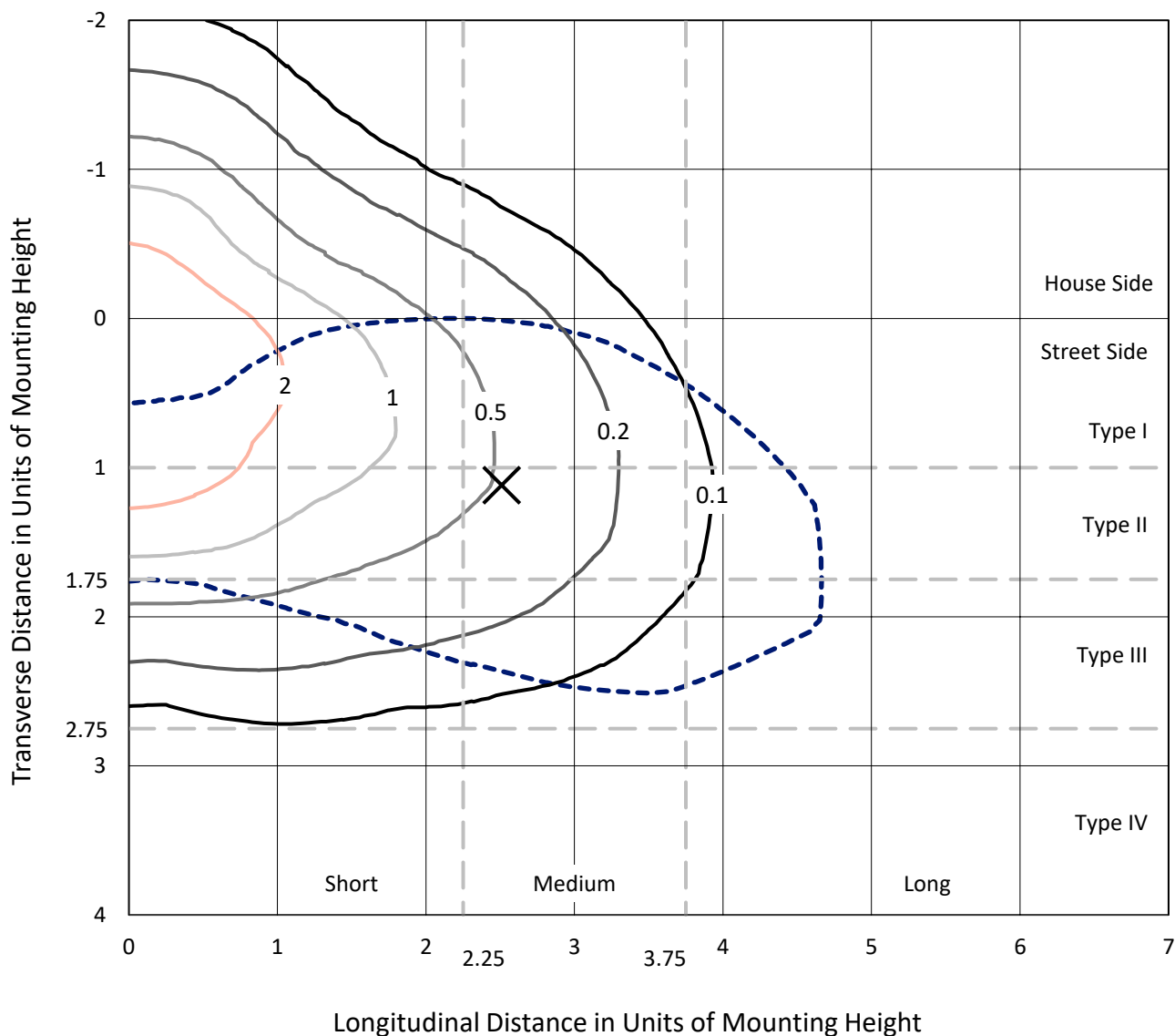
Lumens per Lamp: N/A
Luminaire Lumens: 8840.2 lumens
Efficiency: N/A
Efficacy: 144.9 lumens/watt
Luminous Opening: Rectangular (W 0.67' x L: 0.33' x H: 0')
IES Classification: Type III - Medium
BUG Rating: B2 - U0 - G2

Input Watts (W): 61
Input Voltage (V): 120
Input Current (A_{in}): NR
Voltage Rise (V): NR
Power Factor: 0.99
Total Harmonic Distortion (THDi): 9.89%
Frequency (hertz): 60
Stabilization Time: NR
Operation Time: NR
Ambient Temperature (°C): NR
Test Distance: 24 FT

REPORT NUMBER: P867619
 CATALOG NUMBER: MEM2-HTN-SA-60-730-U-T3

Iso-Footcandle Lines of Horizontal Illumination

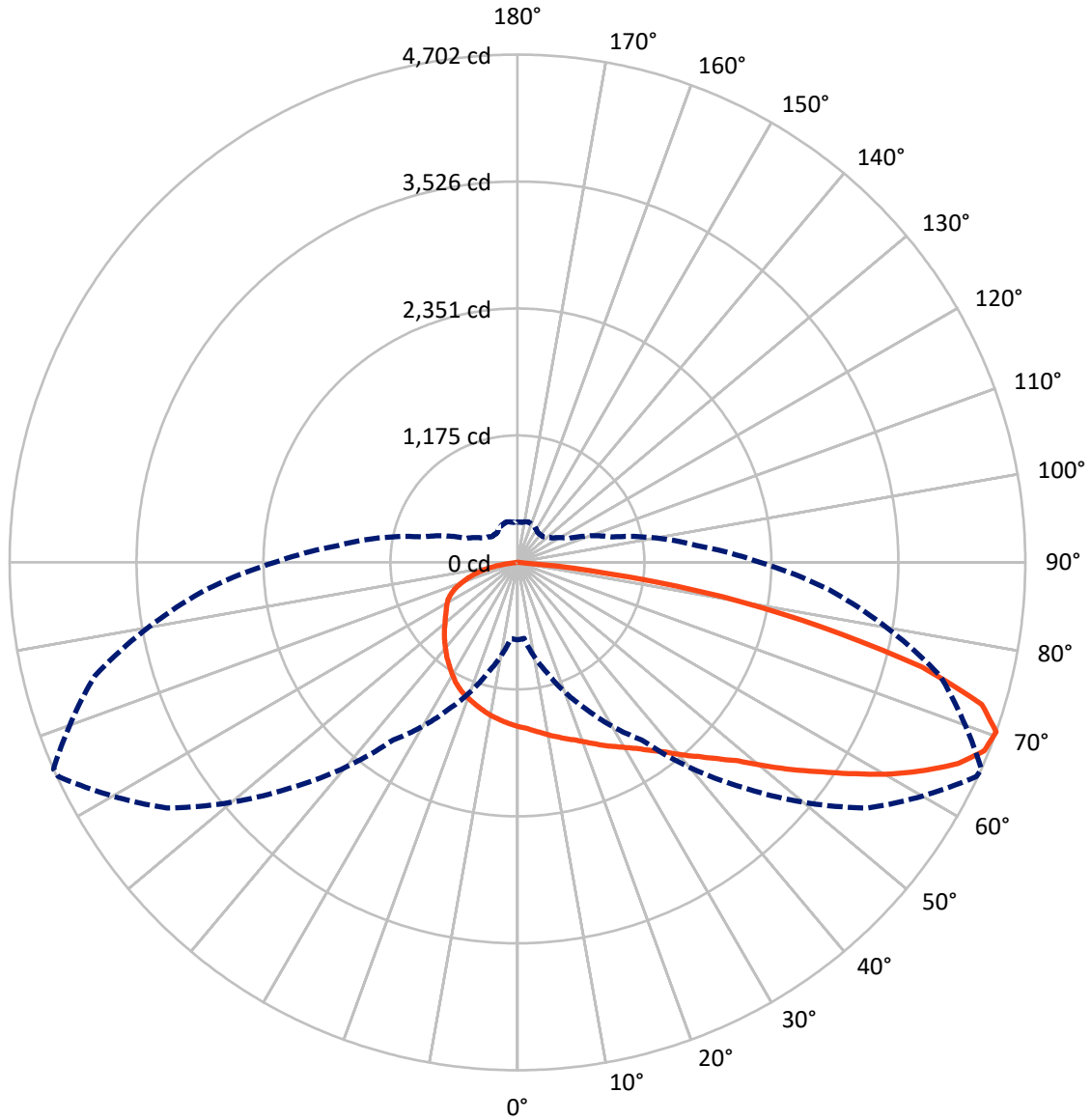
✕ Max cd
 - - - 1/2 Max cd



Based on 20 foot mounting height. Maximum calculated value = 4.1 fc
 Type III - Medium - N/A

REPORT NUMBER: P867619
CATALOG NUMBER: MEM2-HTN-SA-60-730-U-T3

Luminous Intensity Polar Plot



— Vertical Plane Through 66-Deg Lateral - - - Horizontal Cone Through 70-Deg Vertical

REPORT NUMBER: P867619

CATALOG NUMBER: MEM2-HTN-SA-60-730-U-T3

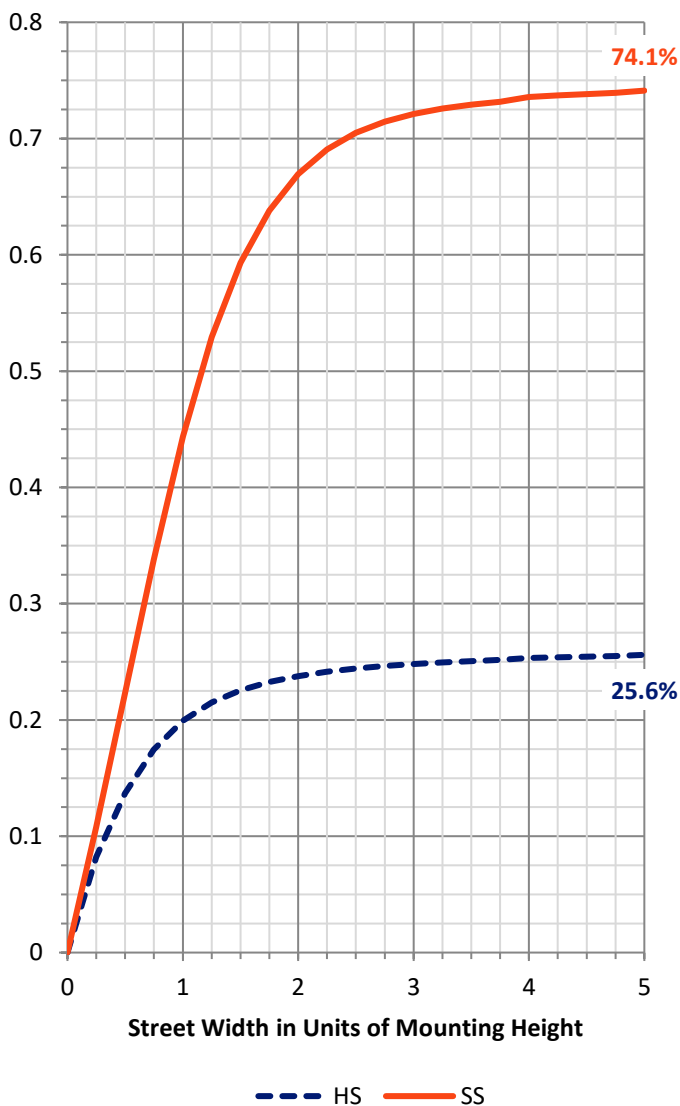
FLUX DISTRIBUTION:

		Downward	Upward	Total
House Side	Lumens	2278.2	0.0	2278.2
	% Fixture	25.8	0.0	25.8
Street Side	Lumens	6562.0	0.0	6562.0
	% Fixture	74.2	0.0	74.2
Total	Lumens	8840.2	0.0	8840.2
	% Fixture	100.0	0.0	100.0

ZONAL LUMENS:

Zone	Lumens	% Fixture
0°-10°	145.6	1.6
10°-20°	433.6	4.9
20°-30°	728.2	8.2
30°-40°	1097.1	12.4
40°-50°	1489.5	16.8
50°-60°	1770.0	20.0
60°-70°	1806.4	20.4
70°-80°	1208.2	13.7
80°-90°	161.6	1.8
90°-100°	0.0	0.0
100°-110°	0.0	0.0
110°-120°	0.0	0.0
120°-130°	0.0	0.0
130°-140°	0.0	0.0
140°-150°	0.0	0.0
150°-160°	0.0	0.0
160°-170°	0.0	0.0
170°-180°	0.0	0.0
0°-90°	8840.2	100.0
0°-180°	8840.2	100.0

Coefficient of Utilization



REPORT NUMBER: P867619

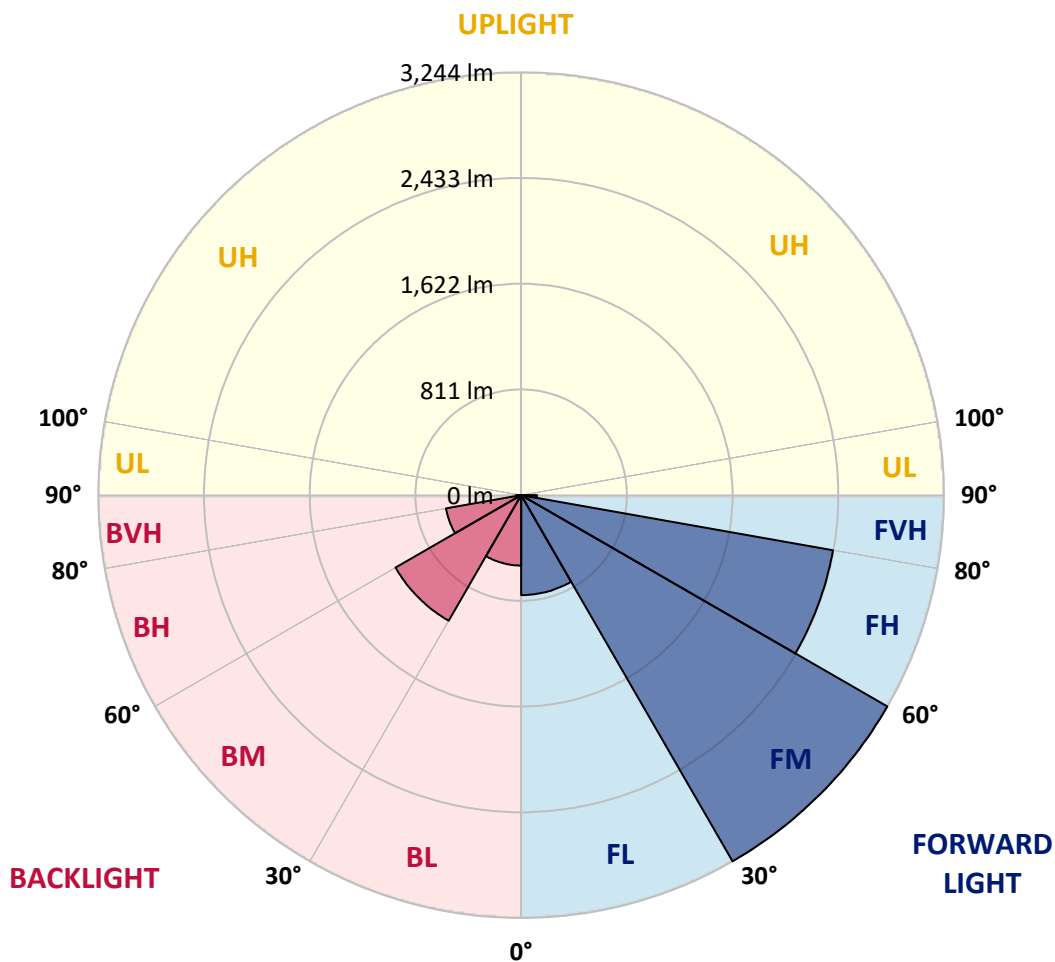
CATALOG NUMBER: MEM2-HTN-SA-60-730-U-T3

LUMINAIRE CLASSIFICATION SYSTEM LUMEN TABLE AND BUG RATING:

Zone		Lumens	% Fixture	Zone Rating/Lumen Limit		
				B	U	G
FL	(0°-30°)	767.2	8.7			
FM	(30°-60°)	3244.2	36.7			
FH	(60°-80°)	2429.6	27.5			G2/5000
FVH	(80°-90°)	121.1	1.4			G2/225
BL	(0°-30°)	540.2	6.1	B2/1000		
BM	(30°-60°)	1112.4	12.6	B2/2500		
BH	(60°-80°)	585.0	6.6	B2/1000		G2/1000
BVH	(80°-90°)	40.6	0.5			G1/100
UL	(90°-100°)	0.0	0.0		U0/0	
UH	(100°-180°)	0.0	0.0		U0/0	

BUG Rating: B2-U0-G2

Type III Medium





REPORT NUMBER: P867619
 CATALOG NUMBER: MEM2-HTN-SA-60-730-U-T3

CANDELA DISTRIBUTION (FULL):

	0°	5°	15°	25°	35°	45°	55°	65°	66°	75°	85°
0°	1521.0	1521.0	1521.0	1521.0	1521.0	1521.0	1521.0	1521.0	1521.0	1521.0	1521.0
2.5°	1575.4	1568.4	1563.2	1566.7	1556.1	1559.6	1547.3	1538.6	1536.8	1533.3	1529.8
5°	1624.6	1624.6	1615.8	1615.8	1603.5	1601.8	1584.2	1564.9	1564.9	1552.6	1538.6
7.5°	1677.3	1673.8	1663.3	1661.5	1647.5	1643.9	1624.6	1594.8	1593.0	1570.2	1549.1
10°	1714.2	1716.0	1708.9	1708.9	1698.4	1689.6	1661.5	1629.9	1626.4	1596.5	1563.2
12.5°	1742.3	1745.8	1744.1	1744.1	1735.3	1735.3	1703.7	1661.5	1658.0	1619.4	1571.9
15°	1772.2	1770.4	1775.7	1777.4	1773.9	1768.6	1745.8	1696.6	1694.9	1643.9	1584.2
17.5°	1798.5	1796.7	1798.5	1807.3	1809.0	1809.0	1786.2	1735.3	1728.2	1673.8	1594.8
20°	1814.3	1817.8	1824.8	1835.4	1840.7	1854.7	1835.4	1780.9	1773.9	1705.4	1617.6
22.5°	1874.0	1863.5	1868.8	1875.8	1882.8	1902.1	1884.6	1828.4	1823.1	1752.8	1643.9
25°	1975.9	1975.9	1963.6	1951.3	1942.5	1951.3	1937.3	1882.8	1879.3	1795.0	1673.8
27.5°	2153.3	2153.3	2126.9	2081.3	2023.3	2007.5	1997.0	1940.8	1930.2	1840.7	1693.1
30°	2378.1	2385.1	2337.7	2260.4	2153.3	2083.0	2056.7	1995.2	1989.9	1886.3	1723.0
32.5°	2618.7	2632.8	2597.6	2485.2	2309.6	2172.6	2130.5	2067.2	2054.9	1940.8	1761.6
35°	2834.7	2848.8	2801.4	2696.0	2471.2	2302.6	2218.3	2146.3	2139.2	2011.0	1819.6
37.5°	3010.4	3013.9	2984.0	2855.8	2606.4	2411.5	2327.2	2241.1	2227.1	2095.3	1881.1
40°	3196.6	3210.6	3180.8	3022.7	2729.4	2529.1	2436.1	2355.3	2343.0	2183.1	1939.0
42.5°	3391.5	3389.8	3389.8	3166.7	2852.3	2627.5	2553.7	2464.2	2457.1	2272.7	2002.2
45°	3510.9	3518.0	3498.7	3252.8	3033.2	2729.4	2667.9	2602.9	2590.6	2397.4	2084.8
47.5°	3540.8	3525.0	3437.2	3319.5	3237.0	2834.7	2811.9	2773.3	2745.2	2534.4	2186.7
50°	3500.4	3475.8	3424.9	3349.4	3312.5	2961.2	2957.7	2977.0	2957.7	2701.3	2304.3
52.5°	3349.4	3345.8	3337.1	3354.6	3294.9	3061.3	3122.8	3189.5	3186.0	2871.6	2427.3
55°	3031.5	3054.3	3159.7	3270.3	3228.2	3129.8	3307.2	3435.4	3421.4	3071.9	2553.7
57.5°	2706.5	2729.4	2864.6	3128.1	3163.2	3203.6	3514.5	3714.7	3691.8	3289.6	2669.7
60°	2423.8	2399.2	2534.4	2913.8	3071.9	3270.3	3720.0	3997.5	3978.1	3507.4	2789.1
62.5°	1975.9	2000.5	2216.5	2601.2	2943.6	3312.5	3888.6	4253.9	4241.6	3707.7	2885.7
65°	1563.2	1529.8	1854.7	2272.7	2722.3	3298.4	4034.3	4494.5	4485.7	3904.4	2959.5
67.5°	1062.6	1039.8	1468.3	1946.0	2422.0	3186.0	4067.7	4656.1	4659.6	4020.3	2978.8
70°	716.6	706.1	1055.6	1496.4	2005.8	2943.6	3964.1	4689.5	4701.8	4050.1	2892.7
72.5°	528.7	526.9	772.8	1067.9	1492.9	2485.2	3681.3	4471.7	4494.5	3839.4	2639.8
75°	416.3	421.5	551.5	758.7	995.9	1838.9	3096.4	3834.1	3869.2	3316.0	2191.9
77.5°	340.7	340.7	386.4	544.5	665.7	1141.6	2227.1	2806.6	2876.9	2559.0	1687.9
80°	275.7	281.0	286.3	379.4	440.8	651.6	1296.2	1872.3	1923.2	1782.7	1218.9
82.5°	151.0	161.6	156.3	196.7	221.3	302.1	514.6	757.0	834.3	742.9	553.3
85°	10.5	7.0	12.3	15.8	19.3	29.9	40.4	56.2	52.7	75.5	38.6
87.5°	1.8	1.8	1.8	3.5	3.5	5.3	7.0	7.0	7.0	7.0	7.0
90°	0.0	0.0	0.0	0.0	0.0	0.0	0.0	0.0	0.0	0.0	0.0



REPORT NUMBER: P867619

CATALOG NUMBER: MEM2-HTN-SA-60-730-U-T3

CANDELA DISTRIBUTION (continued):

	90°	95°	105°	115°	125°	135°	145°	155°	165°	175°	180°
0°	1521.0	1521.0	1521.0	1521.0	1521.0	1521.0	1521.0	1521.0	1521.0	1521.0	1521.0
2.5°	1528.0	1519.2	1505.2	1501.7	1496.4	1489.4	1482.4	1471.8	1468.3	1471.8	1475.3
5°	1529.8	1517.5	1494.7	1480.6	1466.6	1454.3	1440.2	1426.2	1417.4	1419.1	1426.2
7.5°	1535.1	1517.5	1482.4	1459.5	1436.7	1417.4	1394.5	1378.7	1368.2	1370.0	1375.2
10°	1542.1	1517.5	1475.3	1436.7	1405.1	1377.0	1354.1	1334.8	1324.3	1322.5	1324.3
12.5°	1543.8	1515.7	1459.5	1412.1	1373.5	1336.6	1312.0	1294.4	1283.9	1278.6	1282.1
15°	1549.1	1510.5	1443.7	1385.8	1338.3	1299.7	1269.8	1248.8	1241.7	1238.2	1236.5
17.5°	1556.1	1508.7	1429.7	1359.4	1303.2	1259.3	1233.0	1211.9	1203.1	1199.6	1203.1
20°	1566.7	1510.5	1413.9	1333.1	1271.6	1227.7	1197.8	1176.8	1169.7	1168.0	1166.2
22.5°	1580.7	1514.0	1401.6	1308.5	1236.5	1192.6	1162.7	1148.7	1143.4	1145.1	1145.1
25°	1594.8	1517.5	1384.0	1275.1	1199.6	1153.9	1132.8	1122.3	1125.8	1132.8	1132.8
27.5°	1607.1	1515.7	1359.4	1240.0	1155.7	1113.5	1097.7	1099.5	1108.3	1120.6	1122.3
30°	1622.9	1515.7	1333.1	1196.1	1106.5	1066.1	1062.6	1076.6	1090.7	1103.0	1103.0
32.5°	1647.5	1526.3	1312.0	1152.2	1055.6	1024.0	1039.8	1059.1	1074.9	1087.2	1090.7
35°	1689.6	1549.1	1297.9	1108.3	1006.4	983.6	1013.4	1045.0	1055.6	1064.3	1066.1
37.5°	1730.0	1570.2	1280.4	1066.1	955.5	946.7	987.1	1020.4	1022.2	1027.5	1027.5
40°	1768.6	1586.0	1257.5	1020.4	906.3	906.3	953.7	981.8	978.3	973.0	974.8
42.5°	1810.8	1594.8	1231.2	978.3	865.9	865.9	904.5	929.1	927.4	934.4	939.6
45°	1861.7	1612.3	1196.1	939.6	823.7	816.7	848.3	869.4	895.7	927.4	936.1
47.5°	1932.0	1636.9	1168.0	897.5	788.6	764.0	776.3	820.2	850.1	876.4	879.9
50°	2005.8	1672.0	1143.4	853.6	746.4	702.5	713.1	762.3	779.8	790.4	795.6
52.5°	2084.8	1700.1	1122.3	816.7	702.5	639.3	653.4	700.8	713.1	721.9	723.6
55°	2153.3	1723.0	1096.0	781.6	655.1	579.6	597.2	642.8	655.1	665.7	665.7
57.5°	2225.3	1744.1	1078.4	751.7	604.2	530.4	542.7	588.4	605.9	609.5	614.7
60°	2285.0	1763.4	1062.6	723.6	556.8	486.5	495.3	535.7	556.8	558.5	562.0
62.5°	2327.2	1775.7	1053.8	688.5	509.3	442.6	449.6	490.0	514.6	519.9	521.6
65°	2353.5	1782.7	1038.0	642.8	468.9	405.7	405.7	446.1	470.7	483.0	486.5
67.5°	2341.2	1770.4	995.9	590.1	432.1	368.8	367.1	407.5	428.5	435.6	437.3
70°	2246.4	1698.4	909.8	525.1	393.4	335.5	332.0	368.8	388.2	372.3	374.1
72.5°	2053.2	1535.1	792.1	460.2	353.0	303.8	300.3	332.0	333.7	333.7	332.0
75°	1730.0	1254.0	632.3	391.7	310.9	270.5	272.2	296.8	298.6	307.4	302.1
77.5°	1326.0	929.1	493.5	312.6	263.5	240.6	249.4	258.2	270.5	282.8	270.5
80°	964.2	641.1	342.5	233.6	203.7	203.7	207.2	216.0	233.6	245.9	233.6
82.5°	412.7	282.8	158.1	115.9	100.1	98.4	100.1	100.1	122.9	126.5	110.7
85°	31.6	26.3	19.3	19.3	15.8	8.8	8.8	7.0	5.3	5.3	5.3
87.5°	7.0	5.3	5.3	5.3	3.5	3.5	3.5	3.5	3.5	3.5	3.5
90°	0.0	0.0	0.0	0.0	0.0	0.0	0.0	0.0	0.0	0.0	0.0

LM-79-2019: Approved Method: Electrical and Photometric Measurements of Solid-State Lighting Products

Report Prepared for

Cooper Lighting Solutions

Streetworks

Report Number: SP1-2407-157-4

Test Date: 08/07/2024

Luminaire Tested: MEM2-HTN-SA-30-730-U-5WQ-2

Data in this report applies to families of products including MEM2-HTN-SA-30-730-U-5WQ-2

Test Information

Test Method: LM-79-2019
 Report Number: SP1-2407-157-4
 Test Lab: COOPER LIGHTING SOLUTIONS
 Photometer: SP1 - 76IN SPHERE
 Measurement Geometry: 4π
 Issue Date: 08/20/2024
 Manufacturer: COOPER LIGHTING SOLUTIONS
 Product Line: Streetworks
 Catalog Number: **MEM2-HTN-SA-30-730-U-5WQ-2**
 Description: Epic Modern Light Square 30W 5WQ Optic and Flare Trim

Spectral Parameters

CCT (K): 3057
 CIE u': 0.2487
 CIE v': 0.5199
 Duv: -0.0002
 CIE x: 0.4326
 CIE y: 0.4020
 CIE z: 0.1654
 Peak Wavelength (nm): 593
 Dominant Wavelength (nm): 582
 Purity: 50.50735
 Rf: 74.6
 Rg: 94

CRI (Ra):	71.7		
R1:	68.1	R9:	-34.8
R2:	82.0	R10:	58.5
R3:	93.5	R11:	62.5
R4:	67.5	R12:	47.5
R5:	67.2	R13:	70.7
R6:	74.9	R14:	96.4
R7:	77.4	R15:	60.0
R8:	43.1		



Test Conditions

Stabilization Time: 21M
 Operation Time: 1H 21M
 Sphere Temperature (°C): 24.2

REPORT NUMBER: SP1-2407-157-4

Measurement and Test Equipment			
Instrument	Identification Number	Calibration Date	Calibration Due Date
Photometer	IN0058	6/18/2024	12/18/2024
Power Meter	INXT2011004	2/8/2024	2/8/2025
AC Power Source	IN0063	10/24/2023	10/24/2024
DC Power Source	IN0208	10/24/2023	10/24/2024
Sphere Thermometer	IN0085	10/24/2023	10/24/2024
Room Thermometer	IN0046	10/24/2023	10/24/2024

REPORT NUMBER: SP1-2407-157-4

CIE 1931 Chromaticity Diagram



CIE 1931 Chromaticity Diagram with 2017 ANSI 7-Step and 4-Step Quadrangles



CCT = 3057K
 CIE x = 0.4326
 CIE y = 0.4020
 Duv = -0.0002

Point lies inside the ANSI 3000K 4-step quadrangle

REPORT NUMBER: SP1-2407-157-4

Photopic Flux vs. Wavelength

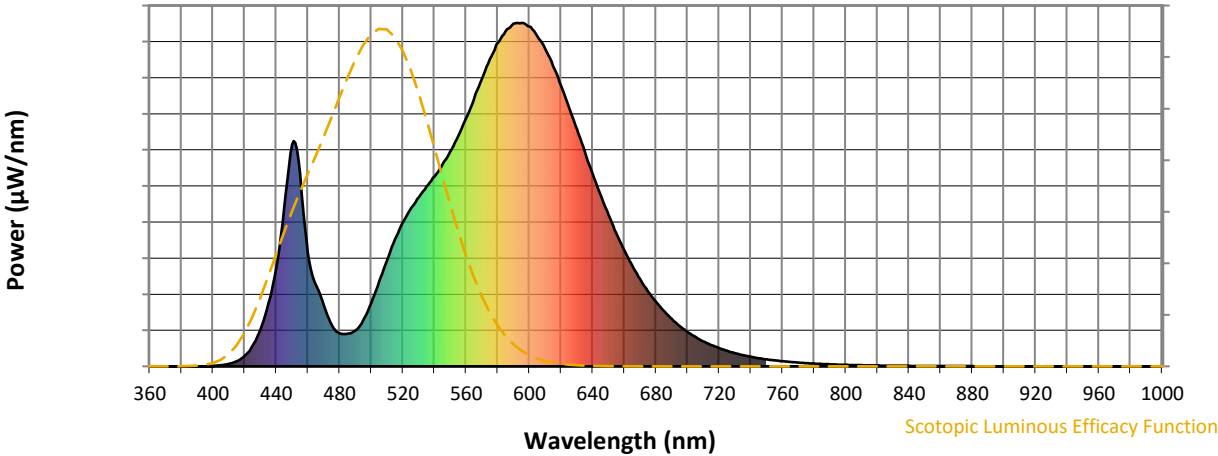


Photopic Lumens: NR

λ (nm)	Power W [^] /nm	Lumens (ϕ /nm)	λ (nm)	Power W [^] /nm	Lumens (ϕ /nm)	λ (nm)	Power W [^] /nm	Lumens (ϕ /nm)	λ (nm)	Power W [^] /nm	Lumens (ϕ /nm)	λ (nm)	Power W [^] /nm	Lumens (ϕ /nm)
360	0	NR	490	104	NR	620	818	NR	750	20	NR	880	1	NR
365	0	NR	495	135	NR	625	755	NR	755	17	NR	885	0	NR
370	0	NR	500	184	NR	630	691	NR	760	15	NR	890	0	NR
375	0	NR	505	247	NR	635	625	NR	765	13	NR	895	0	NR
380	0	NR	510	309	NR	640	561	NR	770	11	NR	900	0	NR
385	0	NR	515	369	NR	645	499	NR	775	9	NR	905	0	NR
390	0	NR	520	419	NR	650	441	NR	780	8	NR	910	0	NR
395	0	NR	525	460	NR	655	388	NR	785	7	NR	915	0	NR
400	1	NR	530	492	NR	660	338	NR	790	6	NR	920	0	NR
405	3	NR	535	524	NR	665	294	NR	795	5	NR	925	0	NR
410	7	NR	540	553	NR	670	253	NR	800	4	NR	930	0	NR
415	15	NR	545	588	NR	675	218	NR	805	4	NR	935	0	NR
420	31	NR	550	625	NR	680	188	NR	810	3	NR	940	0	NR
425	60	NR	555	670	NR	685	161	NR	815	3	NR	945	0	NR
430	107	NR	560	723	NR	690	139	NR	820	3	NR	950	0	NR
435	183	NR	565	780	NR	695	118	NR	825	2	NR	955	0	NR
440	289	NR	570	837	NR	700	100	NR	830	2	NR	960	0	NR
445	460	NR	575	894	NR	705	85	NR	835	2	NR	965	0	NR
450	646	NR	580	942	NR	710	73	NR	840	1	NR	970	0	NR
455	561	NR	585	976	NR	715	62	NR	845	1	NR	975	0	NR
460	331	NR	590	998	NR	720	53	NR	850	1	NR	980	0	NR
465	238	NR	595	1000	NR	725	45	NR	855	1	NR	985	0	NR
470	178	NR	600	990	NR	730	39	NR	860	1	NR	990	0	NR
475	120	NR	605	962	NR	735	33	NR	865	1	NR	995	0	NR
480	96	NR	610	925	NR	740	28	NR	870	1	NR	1000	0	NR
485	95	NR	615	873	NR	745	24	NR	875	1	NR			

REPORT NUMBER: SP1-2407-157-4

Scotopic Flux vs. Wavelength



Scotopic Lumens: NR S/P: 1.23

λ (nm)	Power W [^] /nm	Lumens (φ/nm)	λ (nm)	Power W [^] /nm	Lumens (φ/nm)	λ (nm)	Power W [^] /nm	Lumens (φ/nm)	λ (nm)	Power W [^] /nm	Lumens (φ/nm)	λ (nm)	Power W [^] /nm	Lumens (φ/nm)
360	0	NR	490	104	NR	620	818	NR	750	20	NR	880	1	NR
365	0	NR	495	135	NR	625	755	NR	755	17	NR	885	0	NR
370	0	NR	500	184	NR	630	691	NR	760	15	NR	890	0	NR
375	0	NR	505	247	NR	635	625	NR	765	13	NR	895	0	NR
380	0	NR	510	309	NR	640	561	NR	770	11	NR	900	0	NR
385	0	NR	515	369	NR	645	499	NR	775	9	NR	905	0	NR
390	0	NR	520	419	NR	650	441	NR	780	8	NR	910	0	NR
395	0	NR	525	460	NR	655	388	NR	785	7	NR	915	0	NR
400	1	NR	530	492	NR	660	338	NR	790	6	NR	920	0	NR
405	3	NR	535	524	NR	665	294	NR	795	5	NR	925	0	NR
410	7	NR	540	553	NR	670	253	NR	800	4	NR	930	0	NR
415	15	NR	545	588	NR	675	218	NR	805	4	NR	935	0	NR
420	31	NR	550	625	NR	680	188	NR	810	3	NR	940	0	NR
425	60	NR	555	670	NR	685	161	NR	815	3	NR	945	0	NR
430	107	NR	560	723	NR	690	139	NR	820	3	NR	950	0	NR
435	183	NR	565	780	NR	695	118	NR	825	2	NR	955	0	NR
440	289	NR	570	837	NR	700	100	NR	830	2	NR	960	0	NR
445	460	NR	575	894	NR	705	85	NR	835	2	NR	965	0	NR
450	646	NR	580	942	NR	710	73	NR	840	1	NR	970	0	NR
455	561	NR	585	976	NR	715	62	NR	845	1	NR	975	0	NR
460	331	NR	590	998	NR	720	53	NR	850	1	NR	980	0	NR
465	238	NR	595	1000	NR	725	45	NR	855	1	NR	985	0	NR
470	178	NR	600	990	NR	730	39	NR	860	1	NR	990	0	NR
475	120	NR	605	962	NR	735	33	NR	865	1	NR	995	0	NR
480	96	NR	610	925	NR	740	28	NR	870	1	NR	1000	0	NR
485	95	NR	615	873	NR	745	24	NR	875	1	NR			

REPORT NUMBER: SP1-2407-157-4

Melanopic Flux vs. Wavelength



Melanopic Lumens: NR

M/P: 2.27

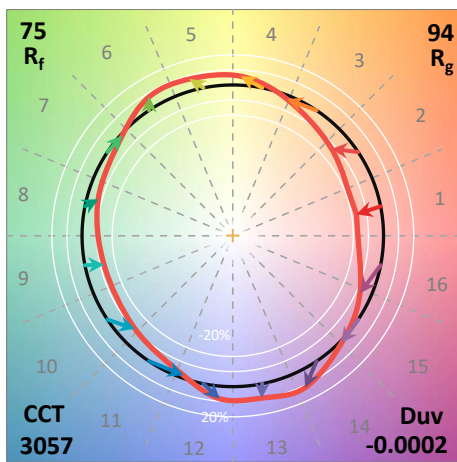
λ (nm)	Power W [^] /nm	Lumens (φ/nm)	λ (nm)	Power W [^] /nm	Lumens (φ/nm)	λ (nm)	Power W [^] /nm	Lumens (φ/nm)	λ (nm)	Power W [^] /nm	Lumens (φ/nm)	λ (nm)	Power W [^] /nm	Lumens (φ/nm)
360	0	NR	490	104	NR	620	818	NR	750	20	NR	880	1	NR
365	0	NR	495	135	NR	625	755	NR	755	17	NR	885	0	NR
370	0	NR	500	184	NR	630	691	NR	760	15	NR	890	0	NR
375	0	NR	505	247	NR	635	625	NR	765	13	NR	895	0	NR
380	0	NR	510	309	NR	640	561	NR	770	11	NR	900	0	NR
385	0	NR	515	369	NR	645	499	NR	775	9	NR	905	0	NR
390	0	NR	520	419	NR	650	441	NR	780	8	NR	910	0	NR
395	0	NR	525	460	NR	655	388	NR	785	7	NR	915	0	NR
400	1	NR	530	492	NR	660	338	NR	790	6	NR	920	0	NR
405	3	NR	535	524	NR	665	294	NR	795	5	NR	925	0	NR
410	7	NR	540	553	NR	670	253	NR	800	4	NR	930	0	NR
415	15	NR	545	588	NR	675	218	NR	805	4	NR	935	0	NR
420	31	NR	550	625	NR	680	188	NR	810	3	NR	940	0	NR
425	60	NR	555	670	NR	685	161	NR	815	3	NR	945	0	NR
430	107	NR	560	723	NR	690	139	NR	820	3	NR	950	0	NR
435	183	NR	565	780	NR	695	118	NR	825	2	NR	955	0	NR
440	289	NR	570	837	NR	700	100	NR	830	2	NR	960	0	NR
445	460	NR	575	894	NR	705	85	NR	835	2	NR	965	0	NR
450	646	NR	580	942	NR	710	73	NR	840	1	NR	970	0	NR
455	561	NR	585	976	NR	715	62	NR	845	1	NR	975	0	NR
460	331	NR	590	998	NR	720	53	NR	850	1	NR	980	0	NR
465	238	NR	595	1000	NR	725	45	NR	855	1	NR	985	0	NR
470	178	NR	600	990	NR	730	39	NR	860	1	NR	990	0	NR
475	120	NR	605	962	NR	735	33	NR	865	1	NR	995	0	NR
480	96	NR	610	925	NR	740	28	NR	870	1	NR	1000	0	NR
485	95	NR	615	873	NR	745	24	NR	875	1	NR			

Summary

$R_f = 74.6$
 $R_g = 94$
 $CIE R_a = 71.7$
 $R_9 = -34.8$

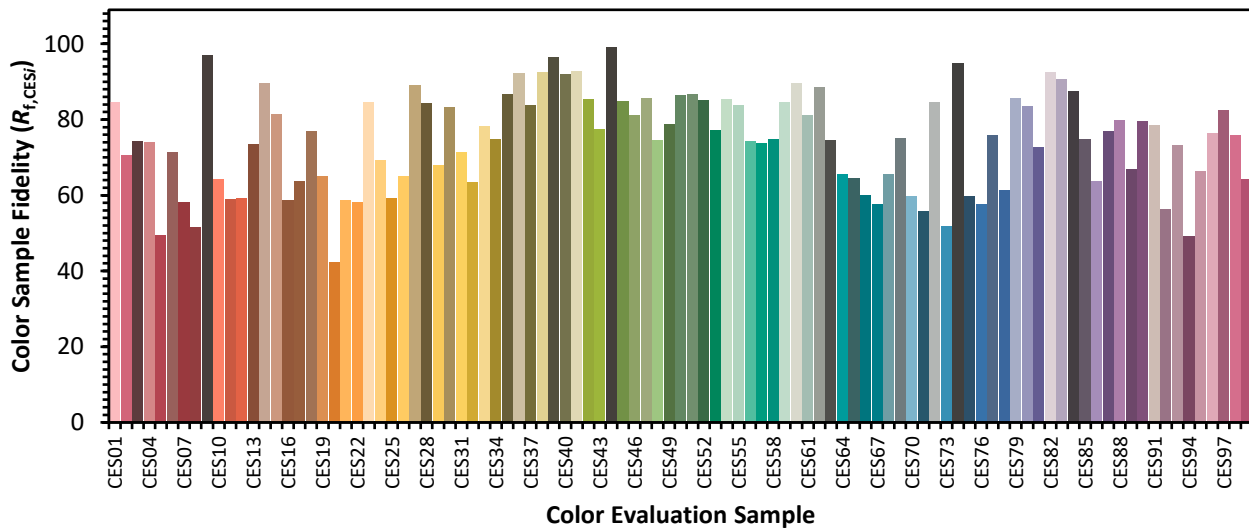


Color Vector Graphics



Individual Sample Fidelity Index ($R_{f,i}$)

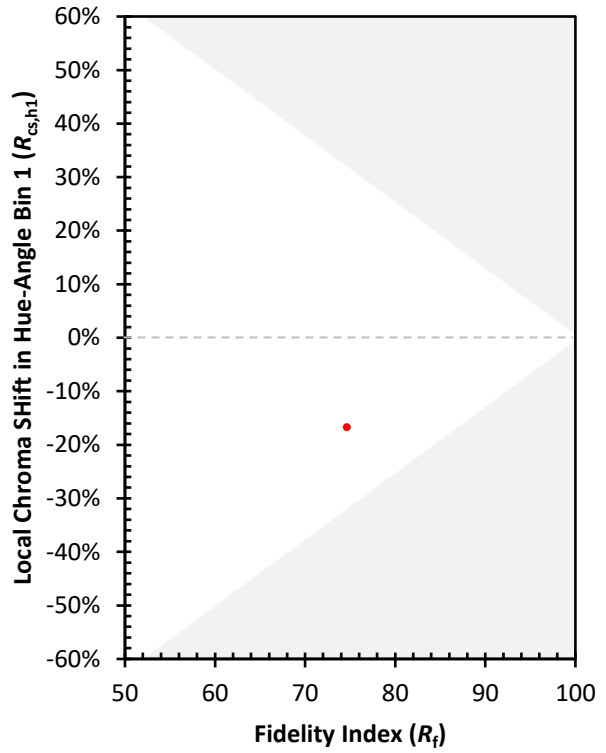
CES01 = 86	CES26 = 65	CES51 = 87	CES76 = 58
CES02 = 62	CES27 = 89	CES52 = 85	CES77 = 76
CES03 = 31	CES28 = 84	CES53 = 77	CES78 = 61
CES04 = 71	CES29 = 68	CES54 = 85	CES79 = 86
CES05 = 49	CES30 = 83	CES55 = 84	CES80 = 83
CES06 = 51	CES31 = 71	CES56 = 74	CES81 = 73
CES07 = 41	CES32 = 64	CES57 = 74	CES82 = 93
CES08 = 40	CES33 = 78	CES58 = 75	CES83 = 91
CES09 = 29	CES34 = 75	CES59 = 85	CES84 = 88
CES10 = 76	CES35 = 87	CES60 = 90	CES85 = 75
CES11 = 59	CES36 = 92	CES61 = 81	CES86 = 64
CES12 = 65	CES37 = 84	CES62 = 89	CES87 = 77
CES13 = 43	CES38 = 92	CES63 = 75	CES88 = 80
CES14 = 74	CES39 = 96	CES64 = 65	CES89 = 67
CES15 = 71	CES40 = 92	CES65 = 64	CES90 = 80
CES16 = 47	CES41 = 93	CES66 = 60	CES91 = 78
CES17 = 50	CES42 = 86	CES67 = 58	CES92 = 56
CES18 = 56	CES43 = 77	CES68 = 66	CES93 = 73
CES19 = 73	CES44 = 99	CES69 = 75	CES94 = 49
CES20 = 66	CES45 = 85	CES70 = 60	CES95 = 66
CES21 = 87	CES46 = 81	CES71 = 56	CES96 = 76
CES22 = 79	CES47 = 86	CES72 = 85	CES97 = 82
CES23 = 92	CES48 = 75	CES73 = 52	CES98 = 76
CES24 = 91	CES49 = 79	CES74 = 95	CES99 = 64
CES25 = 73	CES50 = 86	CES75 = 60	



Color Rendition by Hue-Angle Bin



Measure Comparisons



(END OF REPORT)